

An aerial, high-speed photograph of a boat's wake in the ocean. The water is a deep, vibrant blue, and the wake is a turbulent, frothy white mass that spreads out from a central point, creating a sense of rapid movement and power.

MYLIUS

Y A C H T S

66' RS

Blue Water Cruiser-Racer











Mylius 66' RS

Sail plan & Technical Data

Key data

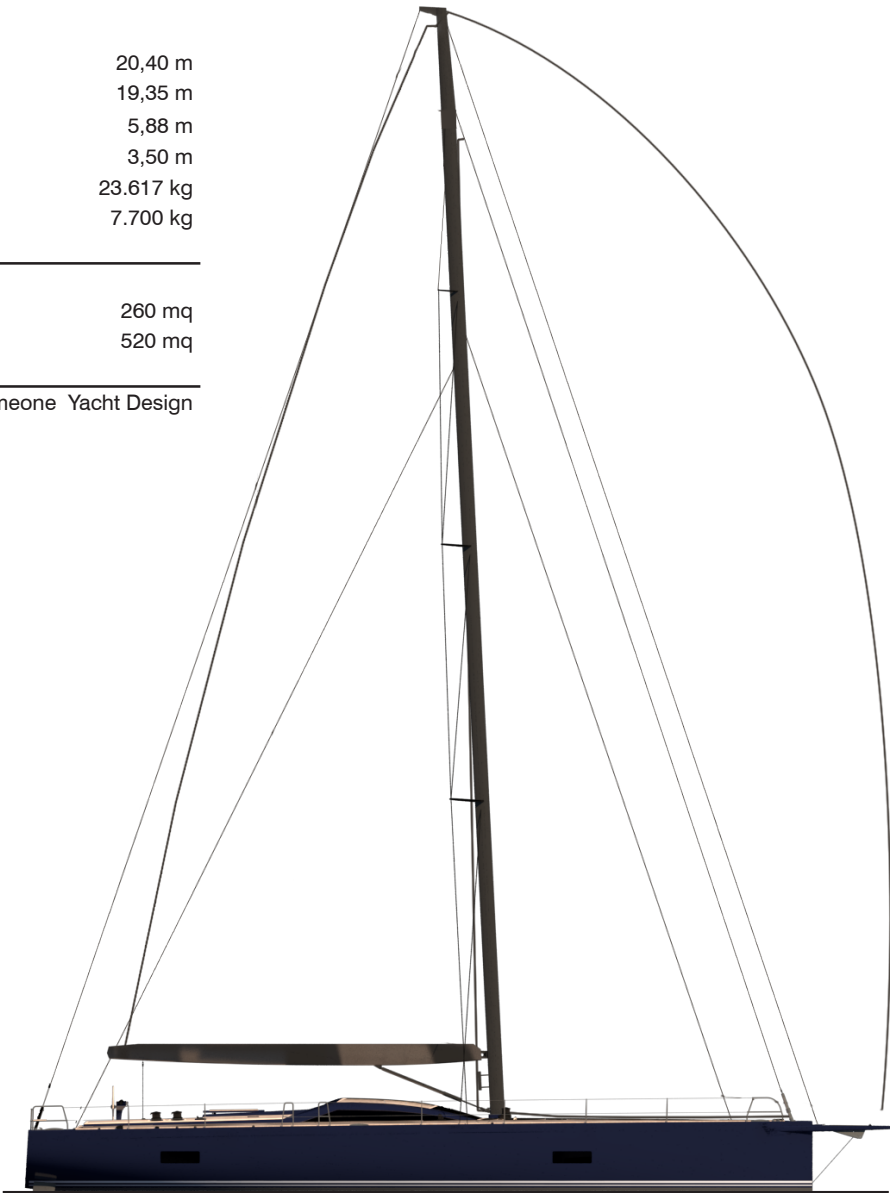
Lenght overall	20,40 m
Lenght waterline	19,35 m
Max beam	5,88 m
Draft	3,50 m
DSPL (light)	23.617 kg
Ballast	7.700 kg

Sail plan

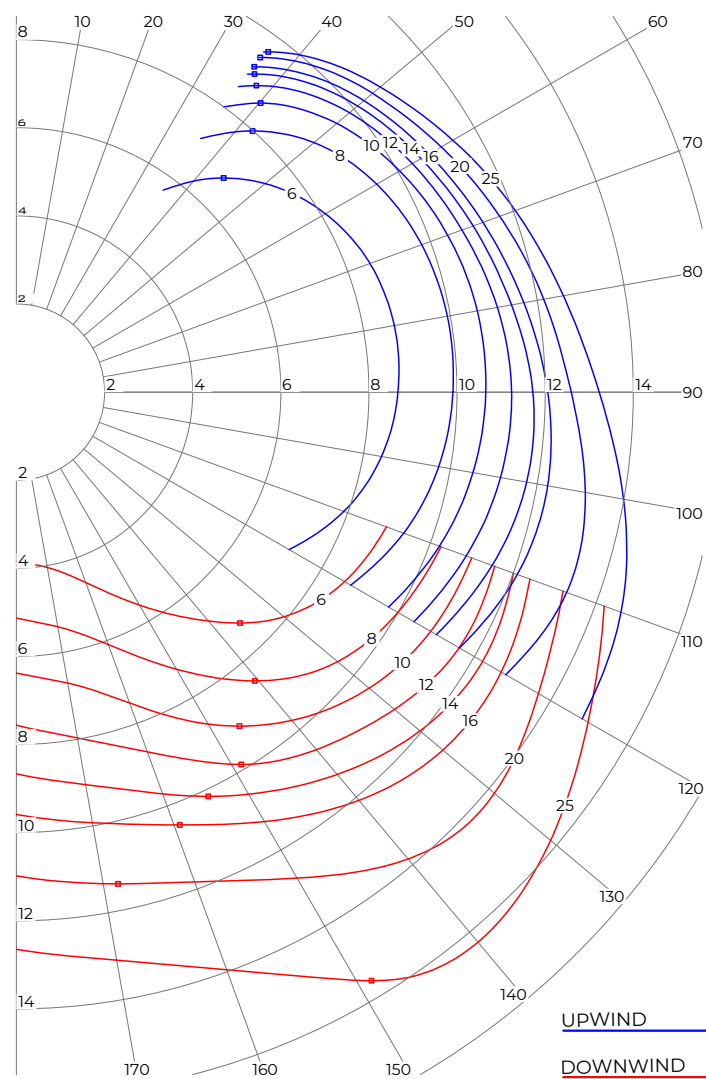
Sail area upwind	260 mq
Sail area downwind	520 mq

Design

Alberto Simeone Yacht Design




Polar plot




Mylius 66' RS

Deck layout





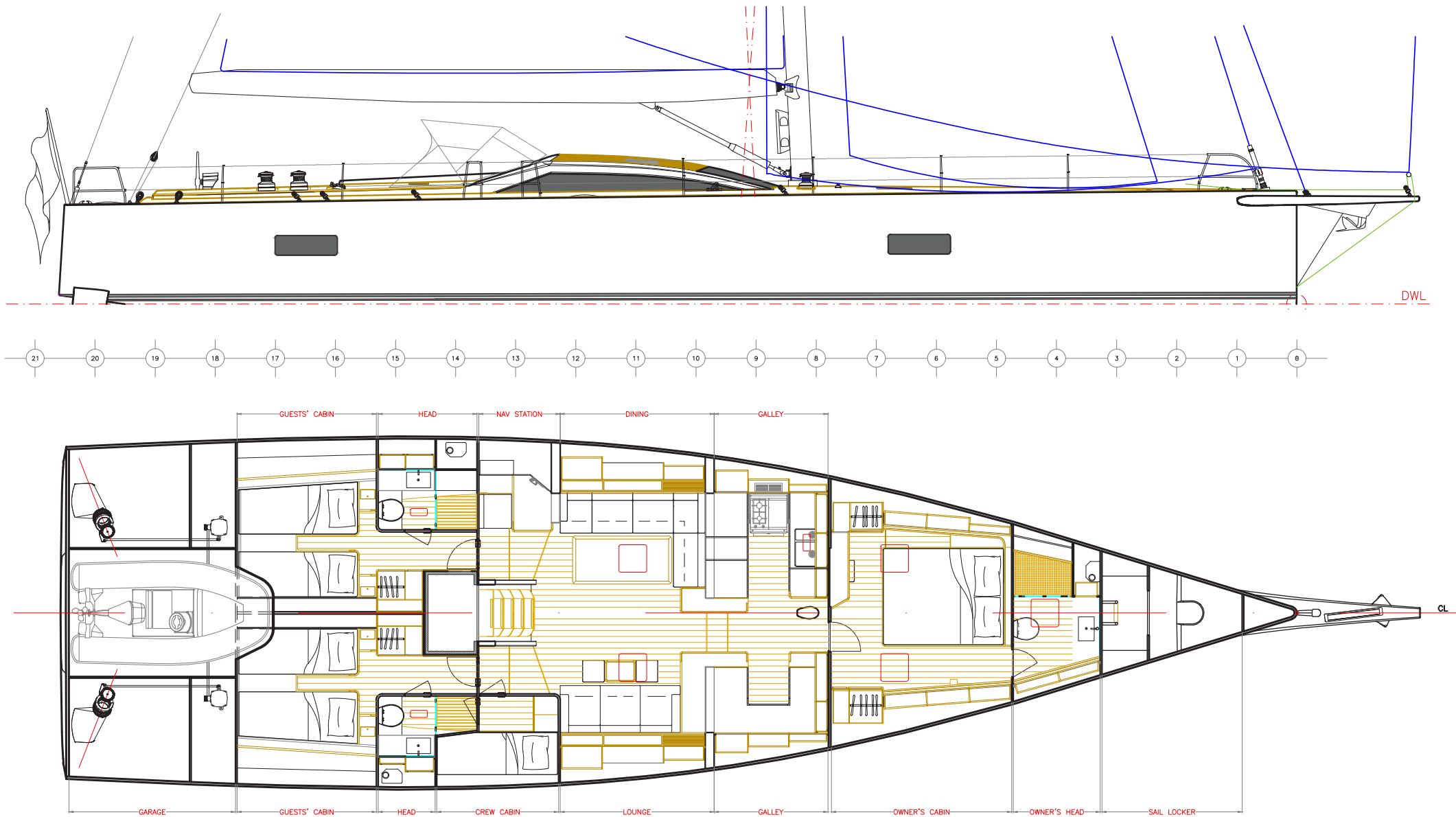






Mylius 66' RS

Interior layout





Interior rendering | Dinette looking forward | Teak veneered and carbon look details



Interior rendering | Dinette looking forward | Teak veneered and carbon look details



Interior rendering | Dinette looking from portside | Teak veneered and carbon look details



Interior rendering | Dinette looking aft | Teak veneered and carbon look details



Interior rendering | Dinette looking aft | Teak veneered and carbon look details



Interior rendering | Dinette looking from starboard side | Teak veneered and carbon look details



Interior rendering | Nav station looking forward | Teak veneered and carbon look details



Interior rendering | Owner's cabin looking aft | Teak veneered and carbon look details



Interior rendering | Owner's cabin looking aft | Teak veneered and carbon look details



Interior rendering | Owner's cabin looking forward



Interior rendering | Owner's head looking forward



Interior rendering | Owner's head from starboard side



www.mylus.it

Mylus Yacht srl

Via XXV Aprile, 19 - 29027 Podenzano (PC) Italy

Tel. +39.0523.538011 - Fax +39.0523.556145

mylus@mylus.it

